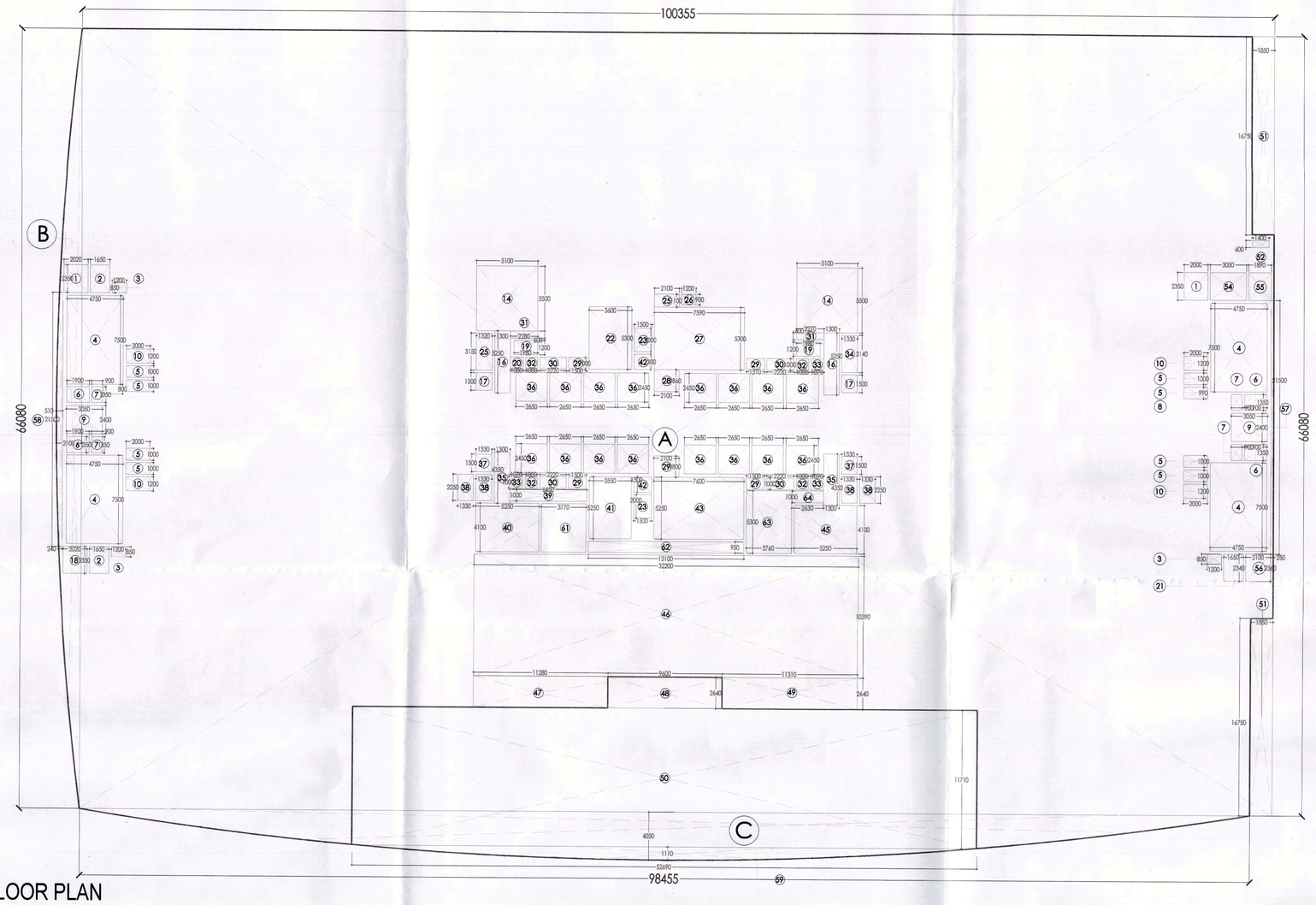

FIRST FLOOR PLAN
BUILDING 2

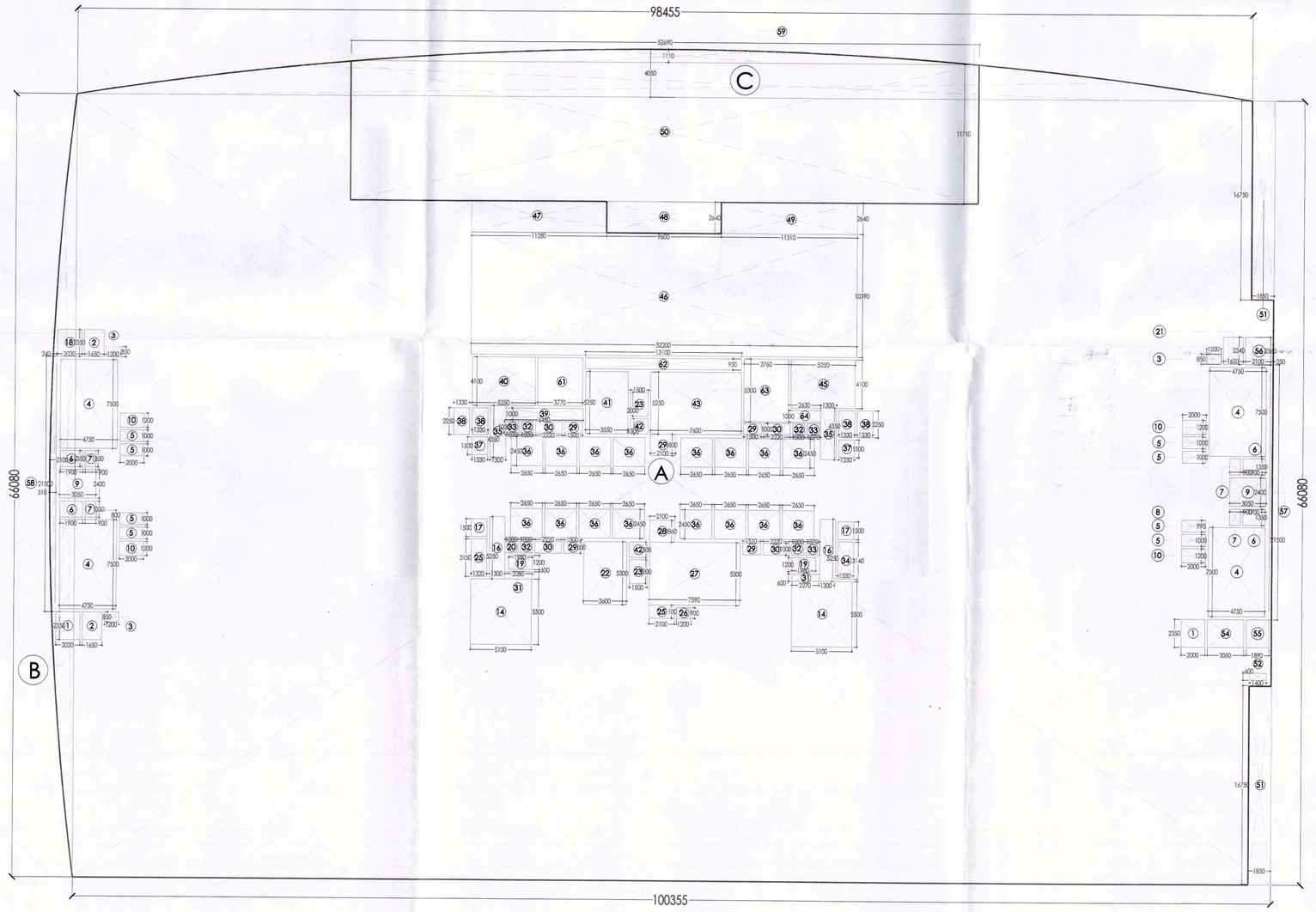

FIRST FLOOR PLAN
BUILDING 3

FAR(FIRST FLOOR BUILING 2&3)

ADDITION AREA

T.NO.	TYPE	Nos. a	Length b	Breadth c	Area(d) Rectangle-b*c Segment-b*c*2/3	Total Area a*d
A	RECTANGLE	1	100.355	66.08	6631.4584	6631.4584
B	SEGMENT	1	66.08	2.1	92.512	92.512
C	SEGMENT	1	98.455	4.05	265.8285	265.8285
					TOTAL ADDITION AREA IN SQM	6989.7989

T.NO.	TYPE	Nos. a	Length b	Breadth c	Area(d) b*c	Total Area a*d
1	RECTANGLE	2	2.02	2.35	4.747	9.494
2	RECTANGLE	2	1.65	2.35	3.8775	7.755
3	RECTANGLE	3	1.20	0.85	1.02	3.06
4	RECTANGLE	4	4.75	7.50	35.625	142.5
5	RECTANGLE	8	2.00	1.00	2	16
6	RECTANGLE	4	1.90	1.35	2.565	10.26
7	RECTANGLE	4	0.90	1.35	1.215	4.86
8	RECTANGLE	0	0.00	0.00	0	0
9	RECTANGLE	2	3.05	2.40	7.32	14.64
10	RECTANGLE	4	2.00	1.20	2.4	9.6
14	RECTANGLE	2	5.10	5.50	28.05	56.1
15	RECTANGLE	1	1.32	5.50	7.26	7.26
16	RECTANGLE	0	0.00	0.00	0	0
17	RECTANGLE	1	1.32	1.50	1.98	1.98
18	RECTANGLE	1	2.28	0.60	1.368	1.368
19	RECTANGLE	2	1.98	1.20	2.376	4.752
20	RECTANGLE	1	1.08	1.00	1.08	1.08
21	RECTANGLE	1	1.65	2.34	3.861	3.861
22	RECTANGLE	1	3.60	5.30	19.08	19.08
23	RECTANGLE	2	1.50	2.00	3	6
24	RECTANGLE	1	1.50	1.30	1.95	1.95
25	RECTANGLE	1	2.10	1.10	2.31	2.31
26	RECTANGLE	1	1.20	0.90	1.08	1.08
27	RECTANGLE	1	7.59	5.30	40.227	40.227
28	RECTANGLE	1	2.10	1.86	3.906	3.906
29	RECTANGLE	4	1.50	1.00	1.5	6
30	RECTANGLE	3	2.22	1.00	2.22	6.66
31	RECTANGLE	2	2.27	0.60	1.362	2.724
32	RECTANGLE	4	1.00	1.00	1	4
33	RECTANGLE	3	1.07	1.00	1.07	3.21
34	RECTANGLE	1	1.30	3.14	4.082	4.082
35	RECTANGLE	0	0.00	0.00	0	0
36	RECTANGLE	16	2.65	2.45	6.4925	103.88
37	RECTANGLE	2	1.33	1.50	1.995	3.99
38	RECTANGLE	4	1.30	2.25	2.925	11.7
39	RECTANGLE	0	0.00	0.00	0	0
40	RECTANGLE	1	5.25	4.10	21.525	21.525
41	RECTANGLE	1	3.55	5.25	18.6375	18.6375
42	RECTANGLE	2	1.50	1.30	1.95	3.9
43	RECTANGLE	1	7.60	5.25	39.9	39.9
44	RECTANGLE	1	1.97	0.90	1.773	1.773
45	RECTANGLE	1	5.25	4.10	21.525	21.525
46	RECTANGLE	1	32.20	10.39	334.558	334.558
47	RECTANGLE	1	11.28	2.64	29.7792	29.7792
48	RECTANGLE	1	9.60	2.64	25.344	25.344
49	RECTANGLE	1	11.31	2.64	29.8584	29.8584
50	RECTANGLE	1	52.69	11.71	616.9999	616.9999
51	RECTANGLE	2	1.85	16.75	30.9875	61.975
52	RECTANGLE	1	1.40	0.60	0.84	0.84
53	RECTANGLE	1	2.00	2.35	4.7	4.7
54	RECTANGLE	1	3.05	2.35	7.1675	7.1675
55	RECTANGLE	1	1.89	2.35	4.4415	4.4415
56	RECTANGLE	1	2.10	2.36	4.956	4.956
57	RECTANGLE	1	21.50	0.25	5.375	5.375
58	SEGMENT	1	21.5	0.5	7.17	7.17
59	SEGMENT	1	21.5	0.5	7.17	7.17
61	RECTANGLE	1	3.77	4.10	15.457	15.457
62	RECTANGLE	1	13.10	0.95	12.445	12.445
63	RECTANGLE	1	3.76	5.30	19.928	19.928
64	RECTANGLE	1	2.63	1.00	2.63	2.63
						1813.417333
					TOTAL AREA IN SQM	5176.38

DOOR WINDOW SCHEDULE

S.NO.	LEGEND	WIDTH(mm)	HEIGHT(mm)	CILL HT.	MATERIAL	LVL	REMARKS	LOCATION	FIRE RATING
1	D1	800	2100	0	2115		WOODEN DOOR	TOILET CLINICAL PHASE-I	
2	D2	900	3000	100	2115		WOODEN DOOR	JANITOR ROOM	
3	D3	1000	2100	0	2115		WOODEN DOOR	SL TOILET	
4	D3a	1000	3400	0	2415		WOODEN DOOR	TYPICAL SERVICE LOBBY, MAIN CORE LOBBY, MAIN CORE	
5	D3b	1000	2100	0	2115		WOODEN DOOR	FIRE FLOOR CORNER THUMPICHA DOORS	
6	D3c	1000	2100	0	2115		WOODEN DOOR	PANTRY	
7	D4	1200	3400	0	2415		WOODEN DOOR	TYPICAL SERVICE LOBBY	
8	D5	1400	2400	0	2415		WOODEN DOOR	CENTER CORE LOBBY	
9	D6	3000	3400	0	2415		WOODEN DOOR	CRECHE LEAN CLAIN, MEDICAL ROOM	
10	D7	1300	3400	0	2415		WOODEN DOOR	CORRIDOR BUILDING-2	
11	D7a	1300	3400	0	2415		WOODEN DOOR		
12	D8	2000	3400	0	2415		WOODEN DOOR	MAIN ENTRANCE	
13	D10	3000	3400	0	2415		WOODEN DOOR	MAIN ENTRANCE	
14	D11	1000	3400	0	2415		WOODEN DOOR	MAGAZINE AND SECURITY CABIN	
15	FC1	900	2000	100	2415		SHUTTERING FIBER DOOR	F.A.C	
16	FC2	900	2000	100	2115		SHUTTERING FIBER DOOR	STORE COMPUTAC	
17	AD	750	2000	100	2115		ALUMINIUM DOOR	PLUMBING SHAFT	
18	FAD	750	2000	100	2115		METAL FIRE DOOR	PLUMBING SHAFT	90 min FIRE RATED DOOR
19	FD1	3000	2400	0	2415		METAL FIRE DOOR	TYPICAL LOBBY (OFFICE SHEFS)	2 HOUR FIRE RATED DOOR
20	FD2	1400	2400	0	2415		METAL FIRE DOOR	TYPICAL LOBBY (CHARGAR & SERVICE LOBBY	2 HOUR FIRE RATED DOOR
21	FD2a	1400	2100	0	2115		METAL FIRE DOOR	TYPICAL LOBBY (CHARGAR & SERVICE LOBBY	2 HOUR FIRE RATED DOOR
22	FD2b	1400	3400	0	2415		METAL FIRE DOOR	L-0 LOBBY	2 HOUR FIRE RATED DOOR
23	FD2c	1200	2100	0	2115		METAL FIRE DOOR	STAIRCASE	2 HOUR FIRE RATED DOOR
24	FD3	900	2100	0	2115		METAL FIRE DOOR	L-1 ROOM J SHAFT	2 HOUR FIRE RATED DOOR
25	FD4	1200	3400	0	2415		METAL FIRE DOOR	A.H.U ROOM	2 HOUR FIRE RATED DOOR
26	FD8	1200	2100	0	2115		METAL FIRE DOOR	D.G.& DISGE RELE ROOM	2 HOUR FIRE RATED DOOR
27	FD8a	1200	2100	100	2215		METAL FIRE DOOR	ELECTRICAL ROOM	2 HOUR FIRE RATED DOOR
28	FD8b	1200	2100	0	2115		METAL FIRE DOOR	BMS CONTROL ROOM	2 HOUR FIRE RATED DOOR
29	FD9	2000	2700	100	2815		METAL FIRE DOOR	L-1 PANEL ROOM	2 HOUR FIRE RATED DOOR
30	FD13	1000	2100	0	2115		METAL FIRE DOOR	SUMPP ROOM, HP ROOM, FIRE & CCTV ROOM	2 HOUR FIRE RATED DOOR
31	FD13	2000	3800	100	3915		METAL FIRE DOOR	L-1 HVAC & CHILLER ROOM	2 HOUR FIRE RATED DOOR
32	FD15	900	2100	100	2315		METAL FIRE DOOR	L-1 HVAC ROOM, E.G.D & UPS PLANT ROOM	2 HOUR FIRE RATED DOOR
33	FD17	1000	2100	100	2315		METAL FIRE DOOR	BATTERY ROOM	2 HOUR FIRE RATED DOOR
33	W1	1500	1740	1000	2740		OPENABLE GLASS WINDOW	FACADE	
33	DW	1000	2100	0	2115		GLASS DOOR	A.F.M.	

PIPE DIA'S		
S.NO.	SYMBOL	DESCRIPTION
1	WB. TO FT	40 OD
2	URINAL TO UT	50 OD
3	FD. TO FT	63 OD
4	FT/UT TO VERTICAL STACK	110 OD
5	WC. TO VERTICAL STACK	110 OD

NOTES:-

- ALL PIPE DIAMETERS ARE IN MM.
- ALL CONNECTIONS FLOOR DRAIN TO FLOOR TRAP WILL BE 63 OD UPVC WASTE PIPE.
- ALL WASTE FROM WASH BASIN TO F.T WILL BE 40 OD UPVC WASTE PIPE.
- ALL WASTE FROM URINALS TO U.T WILL BE 50 OD UPVC SOIL PIPE.
- ALL PIPES FROM FT TO STACK WILL BE 110 OD UPVC PIPES OR/OTHERWISE SPECIFIED.
- ALL PIPES FROM WC/UT TO STACK WILL BE 110 OD UPVC PIPES OR/OTHERWISE SPECIFIED.

This is a "PROVISIONAL BUILDING PLAN" approved only for the purpose of inviting objections from the general public

STP(HQ) Member Secretary BRAC | HOD Member BRAC | Chairman BRAC

Rain Water Expert AD(HQ) | DD(HQ) Member BRAC

JD | PA | AHP

Note :-

1. BUILDING HAS AUTOMATIC SPRINKLER SYSTEM AS PER NBC CODE REQUIREMENT.
2. BUILDING WILL BE DESIGNED (STRUCTURES) AS PER RELEVENT IS CODES FOR EARTH QUAKE RESISTANCE.
3. BUILDING IS ARTIFICIALLY LIGHTED MECHANICALLY VENTILATED & CENTRALLY AIRCONDITIONED WITH POWER BACKUP.

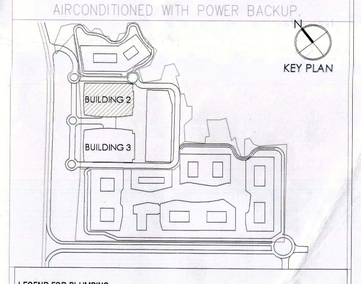

LEGEND FOR PLUMBING:-

S.NO.	SYMBOL	DESCRIPTION
01.	1	110 OD SOIL PIPE
02.	2	110 OD WASTE PIPE
03.	3	75 OD ANTISYPHONAGE PIPE
04.	4	DOMESTIC WATER SUPPLY HYDROPNAUMATIC
05.	4a	DOMESTIC WATER SUPPLY HYDROPNAUMATIC
06.	5	FLUSHING WATER SUPPLY HYDROPNAUMATIC
07.	6	160 OD TERRACE RAIN WATER PIPE
08.	7	110 OD MUMTY/BALCONY RAIN WATER PIPE
09.	FD	FLOOR DRAIN
10.	FT	FLOOR TRAP
11.	UT	URINAL TRAP
12.	COP	CLEAN OUT PLUG
13.		SOIL PIPE
14.		WASTE PIPE
15.		VENT PIPE
16.		RAIN WATER PIPE
17.		DOMESTIC WATER PIPE
18.		FLUSHING WATER PIPE

Architects:
Arcop Associates Pvt. Ltd.
Plot- 36b, Sec-32, Gurgaon-122001
Ph.: +91-124-4595500 FAX: +91-124-4595550
Montreal, Toronto, New-Delhi, Boston

Project:

PROPOSED /REVISED BUILDING PLAN OF COMMERCIAL
COLONY AREA MEASURING 32.36 ACRES PART OF RESIDENTIAL PLOTTED COLONY NAMELY DLF CITY,PHASE I,II &III AND INDEPENDENT COMMERCIAL COLONY 4.00 ACRES (LICENCE NO.59 OF 2018
DATED 07.09.2018) BY MAKING TOTAL AREA MEASURING 36.36 ACRES UNDER TOD ZONE IN SECTOR -24 & 25A GURUGRAM MANESAR URBAN COMPLEX BEING DEVELOPED BY DLF LIMITED AND OTHERS.

DRAWING TITLE:-

FIRST FLOOR_F.A.R. AREA DIAGRAM BUILDING-2&3

JOB NO:-	DRG. NO. DTN/B2&B3/05	NORTH:- N
SCALE:- 1:100	DATE:- 25-05-2021	
FILE:-	DRAWN BY:- MALTI	CHECKED BY:- VIKRAM / APPROVED BY:- VIKRAM
ARCHITECT'S SEAL & SIGNATURE	OWNER'S SEAL & SIGNATURE	

Vikram Singh Saini
Regn. no. CA/90/11116

DLF Limited
Authorised Signatory